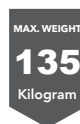




High-back



Mid-back (with armrests)



REXA PLUS

SPEC SHEET

Lead Time: 2 - 3 weeks
Warranty: 10 years
Price Range: \$\$\$

Please refer to a physical sample. Images are for an indicative reference only.
Actual product may vary slightly, depending upon model configurations.
Lead time subject to fabric, leather or vinyl supplier's stock availability.

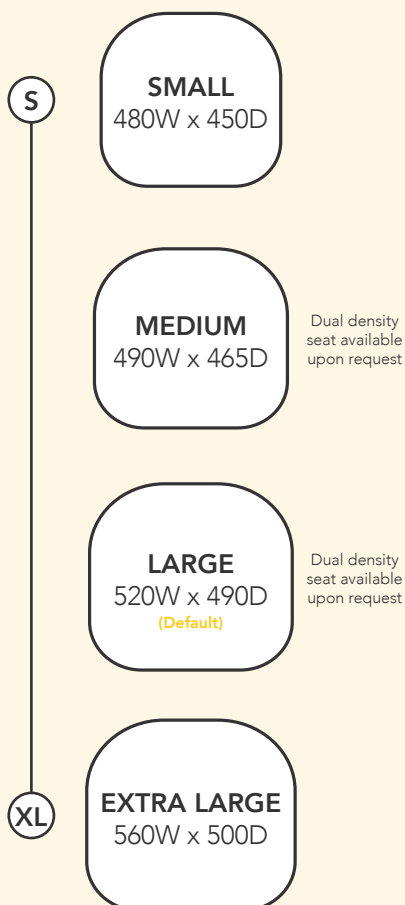
FEATURES	DIMENSIONS	WIDTH (mm)	DEPTH (mm)	HEIGHT (mm)
<ul style="list-style-type: none"> » Available in medium, high and extra high back » Adjustable back height <ul style="list-style-type: none"> - Manual or Ratchet mechanism » Australian made moulded foam seat and back » Heavy duty 3-lever mechanism: <ul style="list-style-type: none"> - Back angle adjustment - Seat angle adjustment - Tilt tension adjustment - Gaslift seat height adjustment » Black 5 star nylon base with standard castors » AFRDI Level 6 certified (Severe Commercial Use) » GECA certified » Max. user weight capacity: 135kg 	Medium Back	420		420
	High Back	450		500
	Extra High Back	490		590
	Seat (Gaslift-140)	520	490	450 - 580 (Un-Seated)
	Base	660	660	
	Upholstery: Made to order in any fabric, leather or vinyl. House black fabric (shorter lead time)			

Options - Rexa Plus Task Chair.

Please refer to a physical sample.
Images are for an indicative reference only.
Actual product may vary slightly, depending upon model configurations.

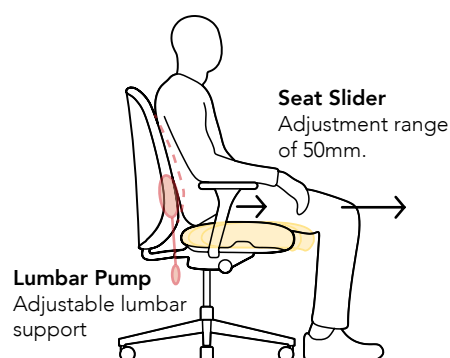
Nominal Seat Sizes

Watts Commercial Furniture seat sizes allow every user to find their right fit.

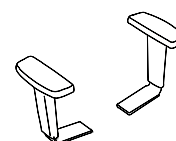


Seat sizes can vary plus or minus 15mm due to the stretch properties of different fabrics and vinyls.

Ergonomic Add-ons

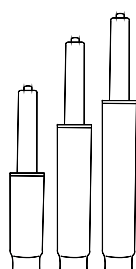


Arms



Height adjustable arms
3D Adjustable arms
Available on all as upgrade

Gaslift



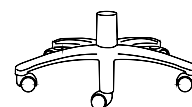
Low gaslift
Adjustment range of 80 to 120mm.

Standard gaslift
Adjustment range of 140mm. (Default)


Drafting gaslift - 200
Adjustment range of 200mm.

Drafting gaslift - 270
Adjustment range of 270mm.

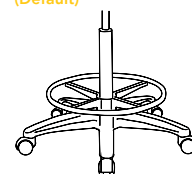
Base



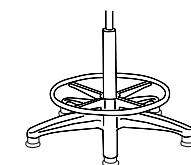
Standard Nylon Base
(Default)



Polished Alloy Base

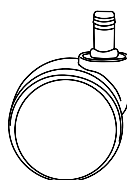


Nylon Drafting Base
with castors




Nylon Drafting Base
with glides

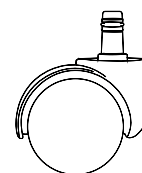
Castors



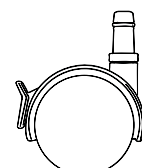
Heavy Duty Castors
Standard castors
- 60mm
(Default)



Soft Tyre Castors
Ideal for hard floors
- 50mm
- 60mm



Locking Castors
Sit-Lock:
- Locks when user sits
Stand-lock: (Friction Castors)
- Locks when no weight is on chair.



Brake Castors
Brake feature is manually activated by a small lever on the castor.